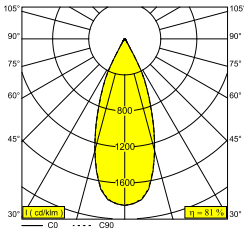
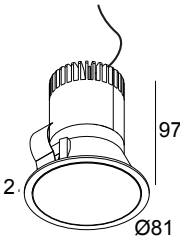




PARTOU IP 93037 B-B

25213 9330 B-B

AVAILABLE IN  
**BLACK-BLACK** 25213 9330 B-B  
**WHITE-WHITE** 25213 9330 W-W



 [View on website](#)

General info

LOCATION	indoor
INSTALLATION	Ceiling Recessed
CUTOUT SHAPE/SIZE (MM)	round - 76
RECESSED DEPTH (MM)	100
THICKNESS OF MOUNTING SURFACE (MM)	min.5
INGRESS PROTECTION	IP44/20
WEIGHT (KG)	0.2
ADJUSTABILITY	non adjustable
INFORMATION	REFLECTOR WFL-37° EXCL.LED POWER SUPPLY 350-500mA-DC

Electrical info

CLASS	III
DIM TYPE	depending on power supply
ENERGY CLASS	E
CERTIFICATES	CB, ENEC

Lightsource info

LIGHTSOURCE NAME	LED
LIGHTSOURCE	LED array 5,8-8,6W / CRI>90 (R9: 52) / 3000K / 734-1018lm
TM-30 VALUES	Rf: 90 / Rg: 99
SDCM	SDCM1
RISKGROUP	RG1
LM80	L90B10 > 50000
LED TECHNICS (LIGHT SOURCE)	1018lm // 8,6W // 118lm/W
LED TECHNICS (LUMINAIRE)	825lm // 10W // 83lm/W

Requirements

LED POWER SUPPLY 350 / 500mA-DC DIM














Options

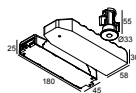
PLASTERKIT 101

**PARTOU IP 93037 B-B**  
25213 9330 B-B

For detailed installation instructions, please consult the manual: [25213\\_XXX0\\_HAND.pdf](#)

**CEILING COMPATIBILITY**

Ceiling Type	Mounting Kit
 System ceiling	-
 Plasterboard	-
 Stucanet	-
 Wood	-
 Concrete	-
 Concrete + plaster	 PLASTERKIT 101 <span>Required</span>
 Lintel + plaster	 PLASTERKIT 101 <span>Required</span>
 Hollow-core slab	-
 Hollow-core slab + plaster	 PLASTERKIT 101 <span>Required</span>
 Stretched ceiling	-

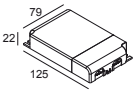
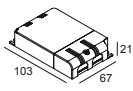
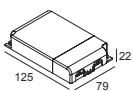
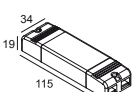
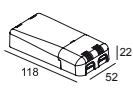
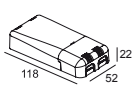
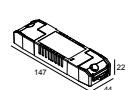
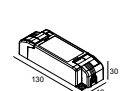
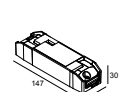


3

7

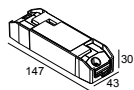
PARTOU IP 93037 B-B

25213 9330 B-B

LED power supplies			#
	<b>300 90 63</b>	LED POWER SUPPLY MULTI-POWER DIM9	1->4(4) / 1->4(3) <input type="checkbox"/>
	<b>300 90 68</b>	LED POWER SUPPLY MULTI-POWER DIM5	1->2(2) / 1->2(1) <input type="checkbox"/>
	<b>300 90 69</b>	LED POWER SUPPLY MULTI-POWER HV DIM9	2->6(6) / 1->6(4) <input type="checkbox"/>
	<b>300 90 91</b>	LED POWER SUPPLY 350mA-DC / 15W	2(1) <input type="checkbox"/>
	<b>300 90 124</b>	LED POWER SUPPLY MULTI-POWER DIM7	1->2(2) / 1->2(1) <input type="checkbox"/>
	<b>300 90 125</b>	LED POWER SUPPLY MULTI-POWER MINI DIM5	1->2(2) / 1->2(1) <input type="checkbox"/>
	<b>21012 0010</b>	LED POWER SUPPLY MULTI POWER	1->2 / 1->2 <input type="checkbox"/>
	<b>21012 0021</b>	LED POWER SUPPLY MULTI POWER DIM1	1->3 / 1->3 <input type="checkbox"/>
	<b>21012 0035</b>	LED POWER SUPPLY MULTI POWER DIM5	1->3 / 1->3 <input type="checkbox"/>

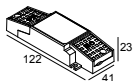
## PARTOU IP 93037 B-B

25213 9330 B-B



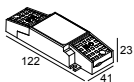
**21012 005W** LED POWER SUPPLY MULTI-POWER COMPACT WDL

1->3 / 1->3

☐


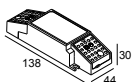
**21012 0258** LED POWER SUPPLY MULTI POWER 200-350 / 10W DIM8

1

☐


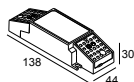
**21012 0268** LED POWER SUPPLY MULTI POWER 200-350 / 15W DIM8

2->2

☐


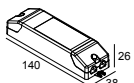
**21012 0278** LED POWER SUPPLY MULTI POWER 500-700 / 20W DIM8

1

☐


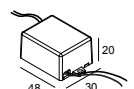
**21012 0288** LED POWER SUPPLY MULTI POWER 500-700 / 36W DIM8

2->2

☐


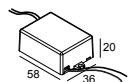
**21012 0298** LED POWER SUPPLY MULTI POWER 250-900 / 20W DIM8

1->2 / 1->2

☐


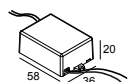
**21012 0308** LED POWER SUPPLY 350mA / 7,35W DIM8

1

☐


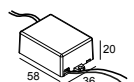
**21012 0318** LED POWER SUPPLY 500mA / 10W DIM8

1

☐


**21012 0480** LED POWER SUPPLY 350mA-DC / 17W IP68

1 -> 2 (2)

☐


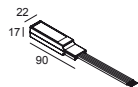
**21012 0500** LED POWER SUPPLY 500mA-DC / 24W IP68

1 -> 2 (1)

☐

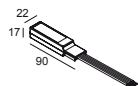
## PARTOU IP 93037 B-B

25213 9330 B-B



**21032 0295** LED POWER CONVERTER 48V-DC to 350 mA-DC / 15W DIM5

1->2



**21032 0305** LED POWER CONVERTER 48V-DC to 500 mA-DC / 22W DIM5

1->2



## Plasterkits



**202 11 19** PLASTERKIT 101



Notes: